

Identify By Housing Style/Shape



2 - Bolt Flange



2 - Bolt Pillow Block



4 - Bolt Pillow Block



4 - Bolt Flange



Piloted Flange



Wide Slot Take-Up



MOLINE BEARING CO.

TOLL FREE 800.242.4633 WWW.MOLINEBEARING.COM

Identify By Insert/Rolling Element



Bearing Shaft Size


Insert / Bearing Number



MOLINE BEARING CO.

TOLL FREE 800.242.4633 WWW.MOLINEBEARING.COM

Identify By Insert/Rolling Element continued







































Insert Manufacturer



MOLINE BEARING CO.

TOLL FREE 800.242.4633 WWW.MOLINEBEARING.COM

Identify By Locking Style, Collar and Bearing Grease Tag

	<p>Type E Tapered Roller Bearings</p>	2 Collars			
	<p>M2000 Spherical Roller Bearings Expansion</p>	1 Collar			
	<p>M2000 Spherical Roller Bearings Non-Expansion</p>	1 Collar			
	<p>M3000 Even-Lok™ Spherical Roller Bearings Expansion</p>	Non-Extending Collar			
	<p>M3000 Even-Lok™ Spherical Roller Bearings Non-Expansion</p>	Non-Extending Collar			
	<p>ME2000 Spherical Roller Bearings with Type E Dimensions Expansion</p>	1 Collar			
	<p>ME2000 Spherical Roller Bearings with Type E Dimensions Non-Expansion</p>	1 Collar			
	<p>ME3000 Even-Lok™ Spherical Roller Bearings with Type E Dimensions Expansion</p>	Non-Extending Collar			
	<p>ME3000 Even-Lok™ Spherical Roller Bearings with Type E Dimensions Non-Expansion</p>	Non-Extending Collar			

Identify By Housing Number



111 = Housing Type
 01 = Bearing Type/Series
 203 = Range of Bearing Shaft Size



Ball Bearing Housing Number



MOLINE BEARING CO.

TOLL FREE 800.242.4633 WWW.MOLINEBEARING.COM

Housing Type

- 110 = 2-Bolt Flange
- 111 = 4-Bolt Flange
- 112 = 2-Bolt Pillow Block
- 113 = Piloted Flange Cartridge
- 114 = 4-Bolt Pillow Block
- 115 = Wide Slot Take-Up

Bearing Type/Series

- 01 = Type E Tapered Roller Bearing
- 21 = M2000 Spherical Roller Bearing and M3000 Spherical Roller Bearing with Even-Lok™
- 31 = 200 Series Normal Duty Ball Bearing
- 51 = ME-2000 Spherical E Roller Bearing and ME3000 Spherical E Roller Bearing with Even-Lok™

Bearing/Shaft Size

A range of inserts with similar bore can fit in the same housing.

X = Inches

XX = 16th's of an inch

Example: 207 = 2 7/16

Ball Bearing Housings

P = 2-Bolt Pillow Block

FL = 2-Bolt Flange

F = 4-Bolt Flange

FC = Piloted Flange

T = Wide Slot Take-Up

Example: P207 = 207 2-Bolt Pillow Block Housing



MOLINE BEARING CO.

TOLL FREE 800.242.4633 WWW.MOLINEBEARING.COM

Identify By Moline Part Number



Bearing Type/Series

- 191** = M2000 Spherical Roller Bearing - Expansion
- 192** = M2000 Spherical Roller Bearing – Non Expansion
- 193** = Type E Tapered Roller Bearing
- 194** = 200 Series Normal Duty Set Screw Locking
- 195** = 200 Series Normal Duty Eccentric Locking
- 196** = M3000 Spherical Roller Bearing with
Even-Lok™ – Expansion
- 197** = M3000 Spherical Roller Bearing with
Even-Lok™ – Non Expansion
- 291** = ME2000 Spherical E Roller Bearing - Expansion
- 292** = ME2000 Spherical E Roller Bearing – Non Expansion
- 296** = ME3000 Spherical E Roller Bearing with
Even-Lok™ – Expansion
- 297** = ME3000 Spherical E Roller Bearing with
Even-Lok™ – Non Expansion

Housing Type/Style

- 01** = 2-Bolt Flange
- 11** = 4-Bolt Flange
- 21** = 2-Bolt Pillow Block
- 31** = Piloted Flange
- 41** = 4-Bolt Pillow Block
- 51** = Wide Slot Take-Up

Bearing/Shaft Size

- Standard**
- X** = Inches
- XX** = 16th's of an inch
- Example: 207 = 2 7/16*
- Metric**
- XXX** = mm
- Example: 085 = 85mm*

Suffix

- E** = Epoxy Finished Housing
- N** = Nickel Plated Housing
- T** = Teflon Coated Housing
- L** = Labyrinth Seal
- G** = Spring Loaded Garter Seal
- SS** = Stainless Steel Coating
- No suffix** = standard contact seal



Example: 19321300 = Type E, 2-Bolt Pillow Block, 3" shaft size



MOLINE BEARING CO.

TOLL FREE 800.242.4633 WWW.MOLINEBEARING.COM

Identify By Critical Dimension



MOLINE BEARING CO.

TOLL FREE 800.242.4633 WWW.MOLINEBEARING.COM